

# GOMELSKY

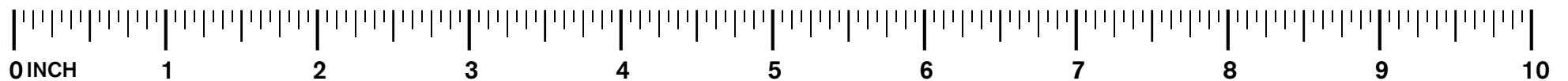
## SIZING GUIDE

We created this printable sizing guide to help you judge the scale of our watches on your wrist.

Print this template on an 8.5" x 11" piece of paper at 100% and cut out your preferred size.





### RULER TO SCALE FOR REFERENCE



# AGNES VARIS

20MM

32MM



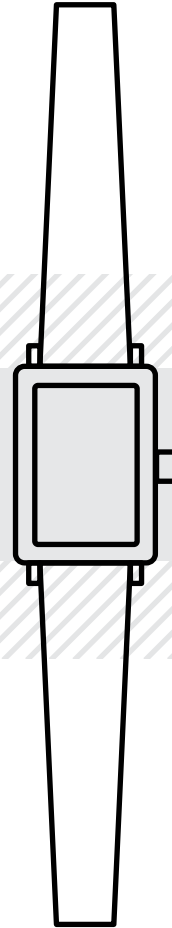
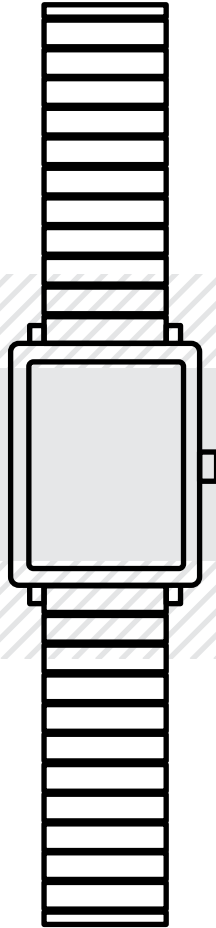
2IN

1IN

# SHIRLEY FROMER

25MM  
x  
32MM

18.5MM  
x  
26MM

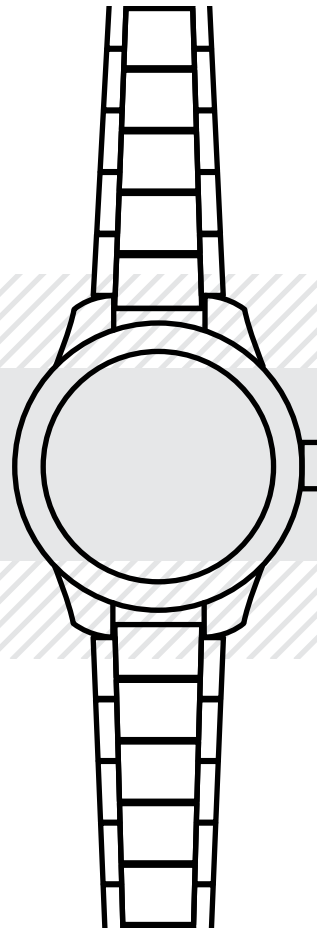


2IN

1IN

# GRACE LIGHTFOOT

38MM



2IN

1IN